




LT Series

*One Compressor,
two stage work.
Designed for high
compression lift.
Application in
low temperature and
Air-source heat pump*

**Compound Two-stage
Screw Compressor**

LT Series

*R22, R134a, R404A, R448A, R449A,
R507A, R513A, R1234yf, R1234ze*



5580 Enterprise Pkwy., Fort Myers, FL 33905 Office (239) 694-0089 Fax: (239) 694-0031

www.mcscontrols.com

Highlights of LT Series Screw Compressor



High-efficiency Screw Rotor Profile


- 5-to-6 rotor profile patented in Taiwan ,US ,UK, and China
- Design according to characteristics of refrigerants
- Hyper volume efficiency and minimum clearance

User-friendly Structure and Mechanism

- Adjustable capacity control in low stage
- Easy start under minimum load with unloading-type slide valve in high stage
- Minimized rotor reversal time after compressor stop with suction check valve
- Low noise and vibration with built-in discharge muffler
- Dew-free cable box located at medium temperature section

Durable Bearing Structure

- High-quality bearings (radial and axial resistance)
- Additional bearings for backward rotation
- α balance piston against axial thrust
- Heavy-duty design



Complete Protection & Accessories

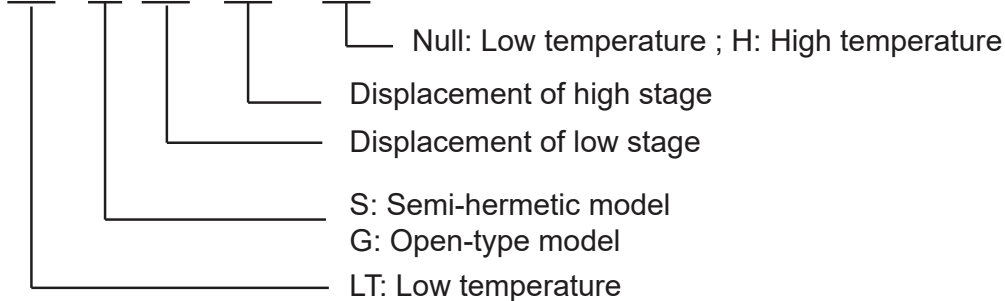
- Built-in motor temperature sensor Pt100
- Discharge temperature thermistor & motor temperature thermistor
- Liquid injection to motor and to chamber for low & high stages
- Gas flow pipes and injection ports are in different connection sides for easy piping and installation

Other Advantages

- Open-type model for NH₃ and semi-hermetic model for R404A, R507 and R22
- Suction filter of high stage with easy installation and further protection
- Cooling down motor with option motor cooling paths

Compressor Nomenclature

LT - X -XX / XX - (H)

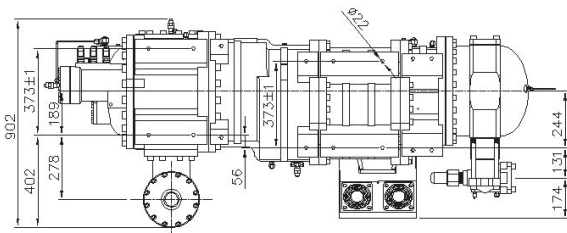


Technical Data

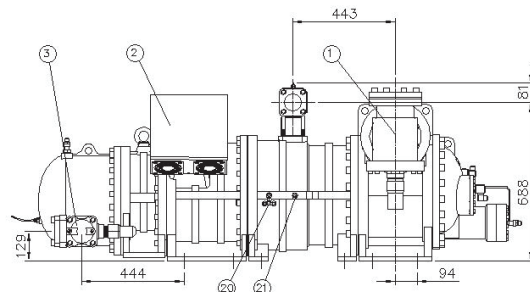
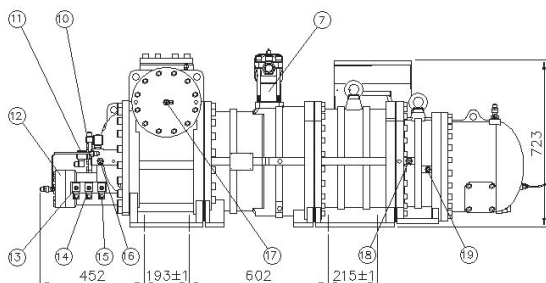
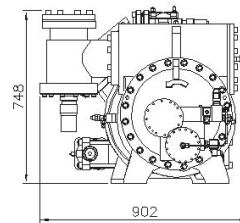
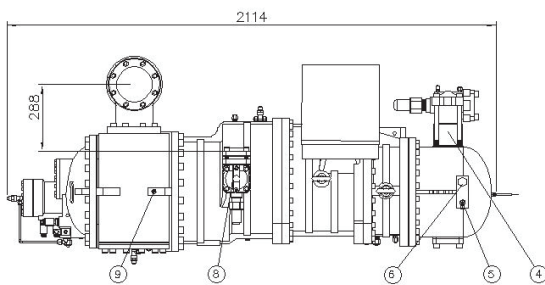
Model		LT-S-20/10	LT-S-30/12	LT-S-45/20	LT-S-55/25	LT-S-65/32	LT-S-83/41
Evaporating Temperature		°C R507& R404A : -65°C to -30°C, R22: -60°C to -30 °C					
Compressor	Rated Speed (50Hz/60Hz)	rpm 2950/3550					
	Displacement (Low stage)	m3/h 224/268	316/379	450/540	551/661	651/781	840/1008
	Displacement (High stage)	m3/h 99/119	137/164	207/248	257/308	313/375	396/475
	Capacity Control	% 10, 50, 100 (STEP TYPE)				% 10, 50, 75, 100 (STEP TYPE)	
	Noise Level	dB 80	81	83	84	86	87
	Weight	kg 598	620	1158	1195	1395	1430
	Lubrication Type	Pressure differential					
Motor	Type	3 phase, 2 pole, squirrel cage induction motor					
	Starting	Y-Delta					
	Voltage (50Hz)	V 380, 400, 415					
	Voltage (60Hz)	V 380, 440, 460, 480, 575					
	Nominal horse Power	hp 50	75	100	120	140	160
	Insulation	Class F					
	Protection	PTC +PT100					
Pressure Test	bar	35					

Compressor Outline

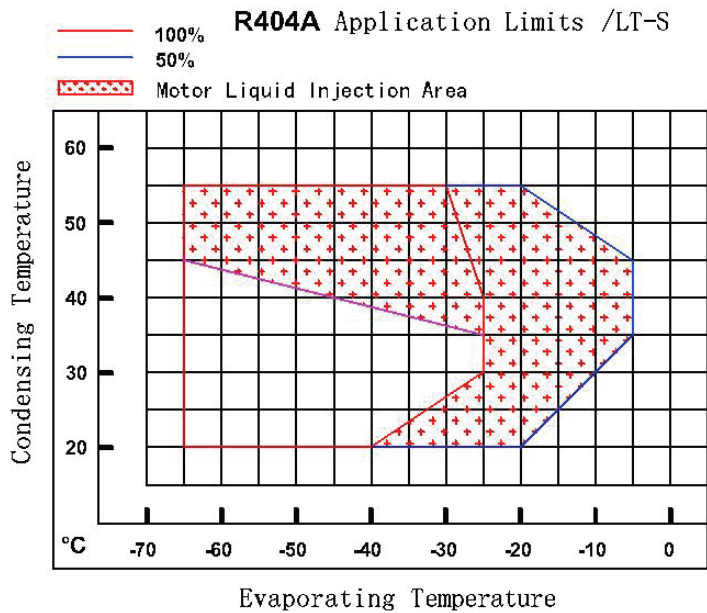
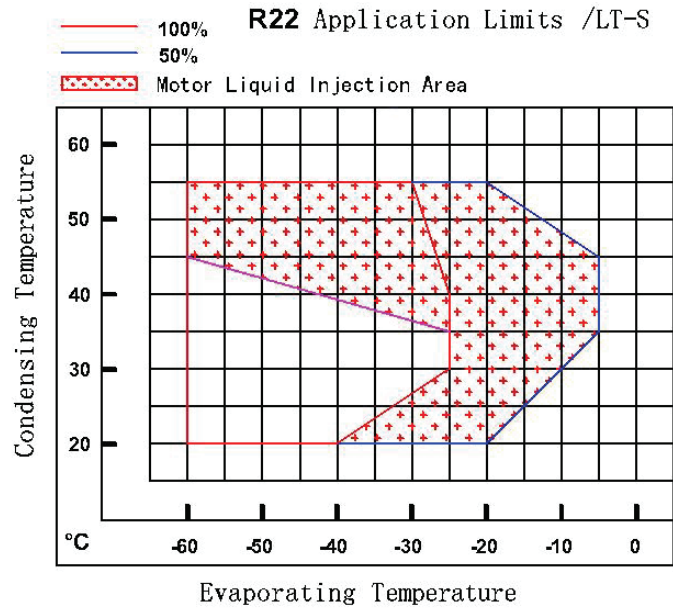
Model: LT-S-83/41



No.	Name	Note	No.	Name	Note
1	Stop valve	5"	13	Solenoid valve	75%
2	Cable box		14	Solenoid valve	50%
3	Stop valve	2-1/2"	15	Solenoid valve	10%
4	Check valve	2-1/2"	16	Connector	5/8"Flare
5	Angle valve	1/4"Flare	17	Angle valve	1/4"Flare
6	Plug	1"	18	Connector	3/8"Flare
7	Check valve(ECO)	2"	19	Liquid injection connector (oil or refrigerent)	3/8"Flare
8	Stop valve(ECO)	2",ECO port	20	Angle valve& Three Way Connection	1/4"Flare
9	Connector	1/4"	21	Liquid injection connector	5/8"Flare
10	Solenoid valve	25%			
11	Solenoid valve	100%			
12	Cylinder cover plate				



Application Limits



North American Distributor of Hanbell Compressors



5580 Enterprise Parkway / Fort Myers, FL 33905 / Phone: 239-694-0089

www.mcscontrols.com